



■ Vers. 009

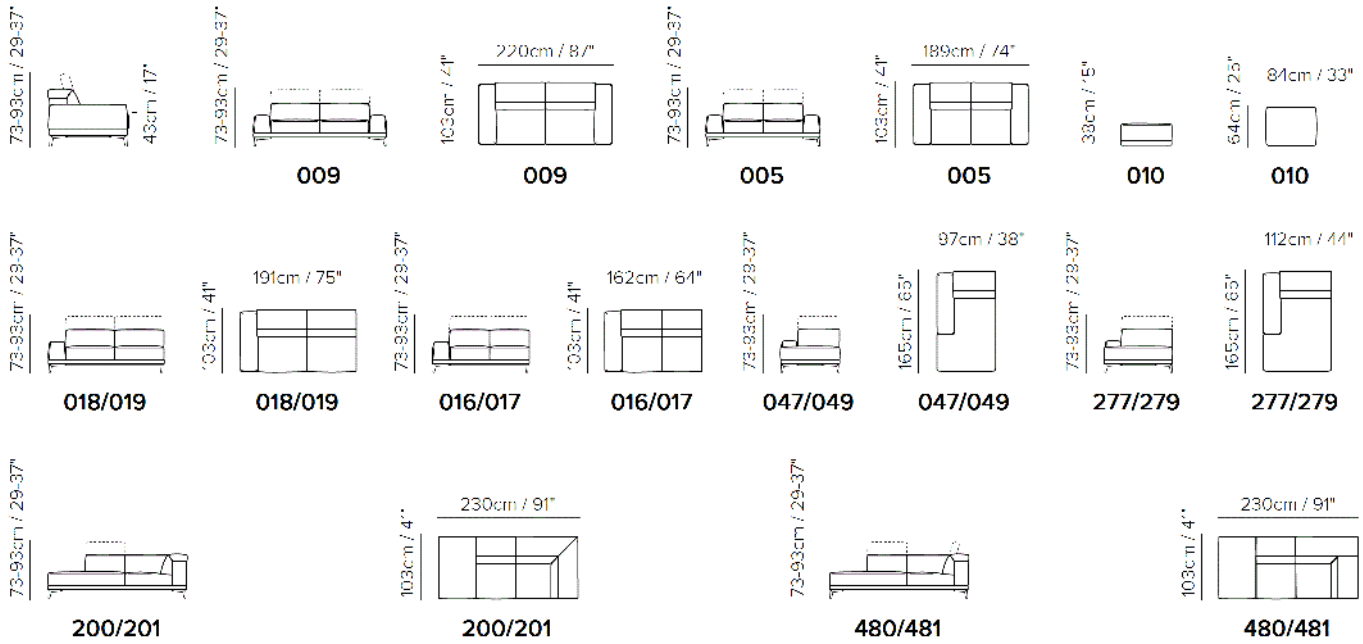


■ Vers. 018+481

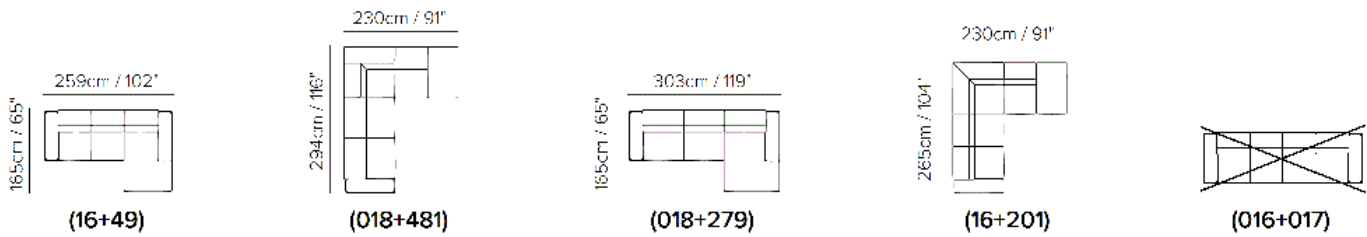


■ Vers. 016+049







SCHEMATICS



COMPOSITION EXAMPLES



TECHNICAL INFORMATION

	COVERING	Leather <input checked="" type="checkbox"/>	Soft Cover <input checked="" type="checkbox"/>			
	LEGS	Castors <input type="checkbox"/>	Plastic <input type="checkbox"/>	Metal <input type="checkbox"/>	Wood <input checked="" type="checkbox"/>	Upholstered <input type="checkbox"/>
	FILLING	Arms <input type="checkbox"/> Fiber <input checked="" type="checkbox"/> Foam <input type="checkbox"/> Feather/Fiber Mix <input type="checkbox"/> Feather	Seat cushion <input type="checkbox"/> Fiber <input checked="" type="checkbox"/> Foam <input type="checkbox"/> Feather/Fiber Mix <input type="checkbox"/> Feather	Back cushion <input type="checkbox"/> Fiber <input checked="" type="checkbox"/> Foam <input type="checkbox"/> Feather/Fiber Mix <input type="checkbox"/> Feather		
	COMFORT	Firm Comfort <input type="checkbox"/>	Standard Comfort <input checked="" type="checkbox"/>			
	FUNCTION	Bed <input type="checkbox"/>	Electric motion <input type="checkbox"/>	Motion <input type="checkbox"/>	Recliner <input type="checkbox"/>	Sliding <input type="checkbox"/>
	OPTIONS	Contrast Stitching <input type="checkbox"/>	Removable <input type="checkbox"/>	Nails <input type="checkbox"/>		

NOTES

- Design: Natuzzi Design Centre
- A sophisticated design, boasting soft shapes and adjustable headrests for superb comfort without compromising style.
- Borghese's open base comes in either wood or metal and is a sofa feature that together with the detailed stitching on the arm, will make it the standout star of the room.
- Model is not available with article Misterbianco (cat. 30).
- Adjustable headrest on all versions.
- Versions 200/201 have one adjustable headrest on the terminal back
- Second option versions 480/481 have 2 adjustable headrests on the left and right terminal backs
- Second option versions of chaise longue (277/279) are wider in respect to standard (047/049).
- 016+017 and 018+019 configurations are not available.
- Seat cushion includes a layer of memory foam, a pressure-sensitive soft polyurethane, that recovers its form completely thus giving great comfort.
- Tight Seat Cushion (the seat cushions of the models are fixed to the frame)
- Tight Back Cushion (the back cushions of the models are fixed to the frame)
- With Leather Side (the sectional pieces come with leather sides)
- Internal wooden frame
- Without Feet Assembled (the feet will be in a bag inside the package)
- Plastic Wrap (the model will be wrapped in a plastic bag)

NOTES

- Model available with metal base to order as V826.
- Feet available in wood finishing 18 (Wengè)
- Feet height 16,0 cm