



■ vers. 446

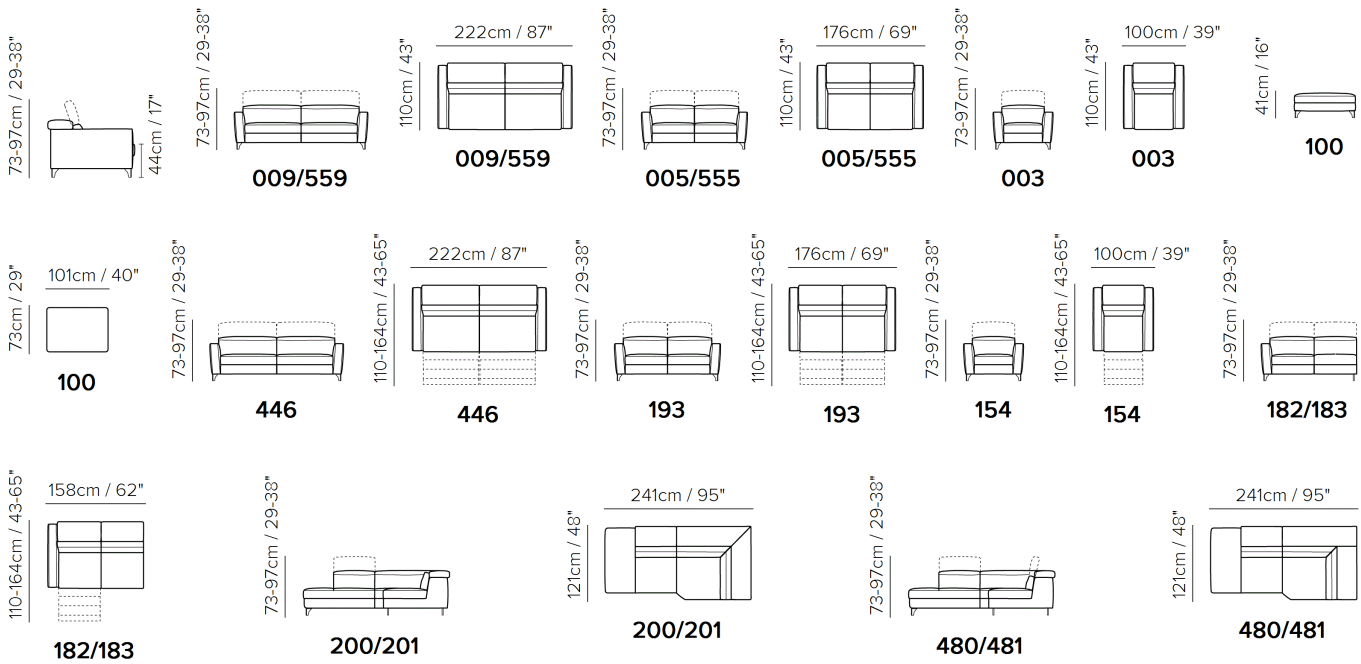


■ vers. 446

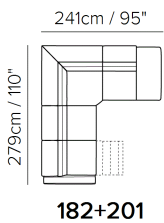


■ vers. 480 + 183







SCHEMATICS



COMPOSITION EXAMPLES



TECHNICAL INFORMATION

| | | | | | | |
|--|-----------------|--|--|--|---|---|
|  | COVERING | Leather <input checked="" type="checkbox"/> | Soft Cover <input checked="" type="checkbox"/> | | | |
|  | LEGS | Wood <input type="checkbox"/> | Metal <input checked="" type="checkbox"/> | Plastic <input type="checkbox"/> | Castors <input type="checkbox"/> | Upholstered <input type="checkbox"/> |
|  | FILLING | Arms <input type="checkbox"/> Fiber <input checked="" type="checkbox"/> Foam <input type="checkbox"/> Feather/Fiber Mix <input type="checkbox"/> Feather | Seat cushion <input type="checkbox"/> Fiber <input checked="" type="checkbox"/> Foam <input type="checkbox"/> Feather/Fiber Mix <input type="checkbox"/> Feather | Back cushion <input type="checkbox"/> Fiber <input checked="" type="checkbox"/> Foam <input type="checkbox"/> Feather/Fiber Mix <input type="checkbox"/> Feather | | |
|  | COMFORT | Standard Comfort <input checked="" type="checkbox"/> | Firm Comfort <input type="checkbox"/> | | | |
|  | FUNCTION | Bed <input type="checkbox"/> | Electric motion <input checked="" type="checkbox"/> | Motion <input type="checkbox"/> | Recliner <input checked="" type="checkbox"/> | Sliding <input type="checkbox"/> |
|  | OPTIONS | Nails <input type="checkbox"/> | Removable <input type="checkbox"/> | Contrast Stitching <input checked="" type="checkbox"/> | | |

NOTES

- Contrast stitching is available only with certain covers and option is managed directly in NARES.
- Adjustable headrest on all versions.
- Versions 200/201 have terminal seats with fixed backrests.
- Versions 480/481 have terminal seats with adjustable backrests.
- Versions 555/559 have adjustable electric headrest
- Tight Seat Cushion (the seat cushions of the models are fixed to the frame)
- Tight Back Cushion (the back cushions of the models are fixed to the frame)
- No Leather Side (the sectional pieces have the side covered with fabric and not leather)
- Wood Frame
- Without Feet Assembled (the feet will be in a bag inside the package)
- Plastic Wrap (the model will be wrapped in a plastic bag)
- Feet available in metal finishing 77 (Glossy Chromed)
- Feet height 11,0 cm

NOTES
