



■ vers. 003 - armchair



■ vers. 003 - armchair



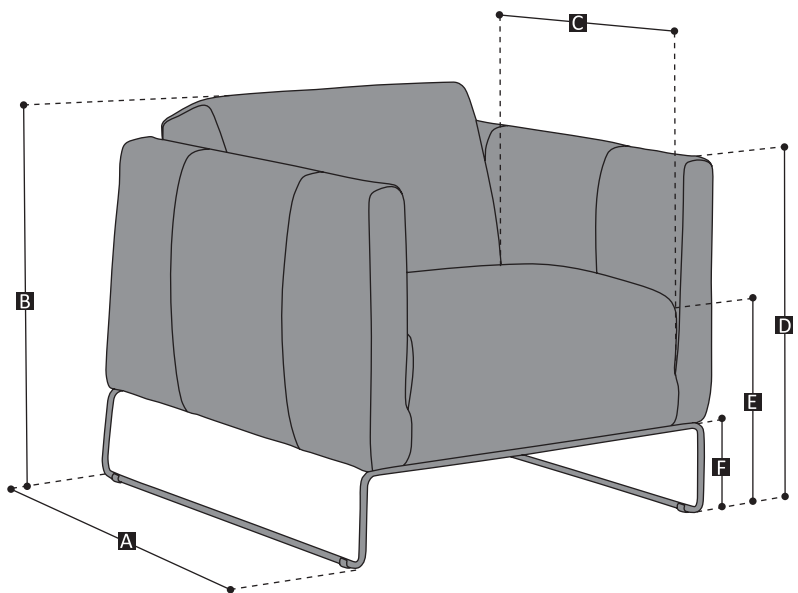
■ vers. 003 - armchair

Regia 2704







SCHEMATICS



- A = 93 cm / 37" (depth)
- B = 75 cm / 30" (height)
- C = 54 cm / 21" (seat depth)
- D = 67 cm / 26" (arm height)
- E = 44 cm / 17" (seat height)
- F = 18 cm / 7" (base height)



TECHNICAL FEATURES

	COVERING	Leather <input checked="" type="checkbox"/>	Soft Cover <input type="checkbox"/>	Mix <input type="checkbox"/>		
	LEGS	Plastic <input type="checkbox"/>	Metal <input checked="" type="checkbox"/>	Wood <input type="checkbox"/>	Upholstered <input type="checkbox"/>	
	FILLING	Arms <input checked="" type="checkbox"/> Foam <input type="checkbox"/> Fiber <input type="checkbox"/> Feather	Seat Cushion <input checked="" type="checkbox"/> Foam <input type="checkbox"/> Fiber <input type="checkbox"/> Feather	Back Cushion <input checked="" type="checkbox"/> Foam <input type="checkbox"/> Fiber <input type="checkbox"/> Feather		
	COMFORT	Standard <input checked="" type="checkbox"/>	Feather <input type="checkbox"/>	Firm Comfort (not available for GB) <input type="checkbox"/>		
	FUNCTION	Bed <input type="checkbox"/>	Motion <input type="checkbox"/>	Electric Motion <input type="checkbox"/>	Reclining Chair <input type="checkbox"/>	Reclining Headrest <input type="checkbox"/>
	OPTION	Nails <input type="checkbox"/>	Contrast Stitching <input type="checkbox"/>	Contrast Welt <input type="checkbox"/>	Two-Tone <input type="checkbox"/>	Removable <input type="checkbox"/>